



Introductory sub-table (I)(a)

Name of the Company		RANBAXY LABORATORIES LIMITED	
Scrip Code		NSE - Ranbaxy	BSE - 500359
Name of the Scrip		RANBAXY LABORATORIES LIMITED	
Class of Security		Equity Shares	
Quarter Ended		March 31, 2013	
Partly paid-up shares:-	No. of partly paid-up shares	As a % of total no. of partly paid-up shares	As a % of total no. of shares of the company
Held by promoter/promoter group	0	0.00	0.00
Held by public	0	0.00	0.00
		0.00	0.00
Total	0	0.00	0.00
Outstanding convertible securities:-	No. of outstanding securities	As a % of total no. of outstanding convertible securities	As a % of total no. of shares of the company, assuming full conversion of the convertible securities
Held by promoter/promoter group	0	0.00	0.00
Held by public	0	0.00	0.00
		0.00	0.00
Total	0	0.00	0.00
Warrants:-	No. of warrants	As a % of total no. of warrants	As a % of total no. of shares of the company, assuming full conversion of warrants
Held by promoter/promoter group	0	0.00	0.00
Held by public	0	0.00	0.00
		0.00	0.00
Total	0	0.00	0.00
Total paid-up capital of the company assuming full conversion of warrants and convertible securities	There are no warrants or convertible securities as of date. Therefore the share capital would remain same as present share capital i.e. 423,006,853 equity shares of Rs.5/- each.		




Statement Showing Shareholding Pattern


		Table (I)(a)						
Category code	Category of Shareholder	Number of Shareholders	Total number of shares	Number of shares held in dematerialized form	Total shareholding as a percentage of total number of shares		Shares pledged or otherwise encumbered	
					As a percentage of (A+B) ¹	As a percentage of (A+B+C)	Number of Shares	As a percentage
(I)	(II)	(III)	(IV)	(V)	(VI)	(VII)	(VIII)	(IX)= (VIII)/(IV)*100
(A)	Shareholding of Promoter and Promoter Group							
1	Indian							
(a)	Individuals/ Hindu Undivided Family	0	0	0	0.00	0.00		0.00
(b)	Central Government/ State Government(s)							
(c)	Bodies Corporate	0	0	0	0.00	0.00		0.00
(d)	Financial Institutions/ Banks							
(e)	Any Others(Specify)							
(e-i)								
(e-ii)								
	Sub Total(A)(1)	0	0	0	0.00	0.00		0.00
2	Foreign							
a	Individuals (Non-Residents Individuals/ Foreign Individuals)	-	-	-	-	-		
b	Bodies Corporate	1	268711323	268711323	64.88	63.52		0.00
c	Institutions	-	-	-	-	-		
d	Qualified Foreign Investor	-	-	-	-	-		
e	Any Others(Specify)	-	-	-	-	-		
e-i								
e-ii								
	Sub Total(A)(2)	1	268711323	268711323	64.88	63.52		0.00



	Total Shareholding of Promoter and Promoter Group (A)= (A)(1)+(A)(2)								
		1	268711323	268711323	64.88	63.52			0.00
(B)	Public shareholding								
I	Institutions								
(a)	Mutual Funds/ UTI	91	8248132	8238954	1.99	1.95			
(b)	Financial Institutions / Banks	52	1122495	1089621	0.27	0.27			
(c)	Central Government/ State Government(s)	-	-	-	-	-			
(d)	Venture Capital Funds	-	-	-	-	-			
(e)	Insurance Companies	6	33061759	33061759	7.98	7.82			
(f)	Foreign Institutional Investors	268	44631854	44624422	10.78	10.55			
(g)	Foreign Venture Capital Investors	-	-	-	-	-			
(h)	Qualified Foreign Investor	-	-	-	-	-			
(i)	Any Other (specify)	-	-	-	-	-			
(i-i)									
(i-ii)									
	Sub-Total (B)(1)	417	87064240	87014756	21.02	20.58	N A	N A	
B 2	Non-institutions								
(a)	Bodies Corporate	2026	12909170	12881638	3.12	3.05			
(b)	Individuals								
I	Individuals -i. Individual shareholders holding nominal share capital up to Rs 1 lakh	164702	39628717	34710944	9.57	9.37			
II	ii. Individual shareholders holding nominal share capital in excess of Rs. 1 lakh.	66	3214110	3129721	0.78	0.76			
(c)	Qualified Foreign Investor	-	-	-	-	-			
(d)	Any Other (specify)								
(d-i)	NDCOs	6	410816	410816	0.10	0.10			
(d-ii)	Non-Residents	3279	2210310	1848554	0.53	0.52			
	Sub-Total (B)(2)	170079	58373123	52981673	14.09	13.80			
(B)	Total Public Shareholding (B)= (B)(1)+(B)(2)	170496	145437363	139996429	35.12	34.38	N A	N A	
	TOTAL (A)+(B)	170497	414148686	408707752	100.00	97.91	N A	N A	




(C)	Shares held by Custodians and against which Depository Receipts have been issued							
1	Promoter and Promoter Group	0	0	0	NA	0.00	NA	NA
2	Public	1	8858167	8858167	NA	2.09	NA	NA
	Sub-Total (C)	1	8858167	8858167		2.09		
	GRAND TOTAL (A)+(B)+(C)	170498	423006853	417565919	NA	100.00	NA	NA




(I)(b) Statement showing holding of securities (including shares, warrants, convertible securities) of persons belonging to the category "Promoter and Promoter Group"

Sr. No.	Name of the shareholder	Details of Shares held		Encumbered shares			Details of warrants		Details of convertible securities		Total shares (including underlying shares assuming full conversion of warrants and convertible securities) as a % of diluted share capital
		Number of shares held	As a % of grand total (A)+(B)+(C)	No.	As a percentage	As a % of grand total (A)+(B)+(C) of sub-clause (I)(a)	Number of warrants held	As a % total number of warrants of the same class	Number of convertible securities held	As a % total number of convertible securities of the same class	
(I)	(II)	(III)	(IV)	(V)	(VI)=(V)/(III)*100	(VII)	(VIII)	(IX)	(X)	(XI)	(XII)
1	Daiichi Sankyo Company, Limited	268711323	63.52	N.A.	N.A.	N.A.	N.A.	N.A.	N.A.	N.A.	N.A.
TOTAL		268711323	63.52	0	0.00	0.00	0	0	0	0	0




(I)(c)(i) Statement showing holding of securities (including shares, warrants, convertible securities) of persons belonging to the category "Public" and holding more than 1% of the total number of shares

Sr. No.	Name of the shareholder	Number of shares held	Shares as a percentage of total number of shares {i.e., Grand Total (A)+(B)+(C) indicated in Statement at para (I)(a) above}	Details of warrants		Details of convertible securities		Total shares (including underlying shares assuming full conversion of warrants and convertible securities) as a % of diluted share capital
				Number of warrants held	As a % total number of warrants of the same class	Number of convertible securities held	% w.r.t total number of convertible securities of the same class	
1	LIFE INSURANCE CORPORATION OF INDIA	25984398	6.14	N.A.	N.A.	N.A.	N.A.	N.A.
2	BAJAJ ALLIANZ LIFE INSURANCE COMPANY LTD.	4895320	1.16	N.A.	N.A.	N.A.	N.A.	N.A.
TOTAL		30879718	7.30	0	0	0	0	0




(I)(c)(ii) Statement showing holding of securities (including shares, warrants, convertible securities) of persons (together with PAC) belonging to the category "Public" and holding more than 5% of the total number of shares of the company

Sr. No.	Name(s) of the shareholder(s) and the Persons Acting in Concert (PAC) with them	Number of shares	Shares as a percentage of total number of shares {i.e., Grand Total (A)+(B)+(C) indicated in Statement at para (I)(a) above}	Details of warrants		Details of convertible securities		Total shares (including underlying shares assuming full conversion of warrants and convertible securities) as a % of diluted share capital
				Number of warrants	As a % total number of warrants of the same class	Number of convertible securities held	% w.r.t total number of convertible securities of the same class	
1	LIFE INSURANCE CORPORATION OF INDIA	25984398	6.14	N.A.	N.A.	N.A.	N.A.	N.A.
TOTAL		25984398	6.14	0	0	0	0	0




(I)(d) Statement showing details of locked-in shares

Sr. No.	Name of the shareholder	Number of locked-in shares	Locked-in shares as a percentage of total number of shares {i.e., Grand Total (A)+(B)+(C) indicated in Statement at para (I)(a) above}
			0.00
			0.00
			0.00
		N.A.	0.00
			0.00
			0.00
			0.00
			0.00
TOTAL		0	0.00



(II)(a) Statement showing details of Depository Receipts (DRs)

Sr. No.	Type of outstanding DR (ADRs, GDRs, SDRs, etc.)	Number of outstanding DRs	Number of shares underlying outstanding DRs	Shares underlying outstanding DRs as a percentage of total number of shares {i.e., Grand Total (A)+(B)+(C) indicated in Statement at para (I)(a) above}
1	GDRs	8858167	8858167	2.09
	TOTAL	8858167	8858167	2.09



(II)(b) Statement showing holding of Depository Receipts (DRs), where underlying shares held by "promoter/promoter group" are in excess of 1% of the total number of shares

Sr. No.	Name of the DR Holder	Type of outstanding DR (ADRs, GDRs, SDRs, etc.)	Number of shares underlying outstanding DRs	Shares underlying outstanding DRs as a percentage of total number of shares {i.e., Grand Total (A)+(B)+(C) indicated in Statement at para (I)(a) above}
		N.A.		
TOTAL			0	0.00

