



Introductory sub-table (I)(a)

Name of the Company		RANBAXY LABORATORIES LIMITED	
Scrip Code		NSE - Ranbaxy	BSE - 500359
Name of the Scrip		RANBAXY LABORATORIES LIMITED	
Class of Security		Equity Shares	
Quarter Ended		June 30, 2013	
Partly paid-up shares:-	No. of partly paid-up shares	As a % of total no. of partly paid-up shares	As a % of total no. of shares of the company
Held by promoter/promoter group	0	0.00	0.00
Held by public	0	0.00	0.00
		0.00	0.00
Total	0	0.00	0.00
Outstanding convertible securities:-	No. of outstanding securities	As a % of total no. of outstanding convertible securities	As a % of total no. of shares of the company, assuming full conversion of the convertible securities
Held by promoter/promoter group	0	0.00	0.00
Held by public	0	0.00	0.00
		0.00	0.00
Total	0	0.00	0.00
Warrants:-	No. of warrants	As a % of total no. of warrants	As a % of total no. of shares of the company, assuming full conversion of warrants
Held by promoter/promoter group	0	0.00	0.00
Held by public	0	0.00	0.00
		0.00	0.00
Total	0	0.00	0.00
Total paid-up capital of the company assuming full conversion of warrants and convertible securities	There are no warrants or convertible securities as of date. Therefore the share capital would remain same as present share capital i.e. 423,100,989 equity shares of Rs.5/- each.		




Statement Showing Shareholding Pattern

Table (I)(a)								
Category code	Category of Shareholder	Number of Shareholders	Total number of shares	Number of shares held in dematerialized form	Total shareholding as a percentage of total number of shares		Shares pledged or otherwise encumbered	
					As a percentage of (A+B) ¹	As a percentage of (A+B+C)	Number of Shares	As a percentage (IX)= (VIII)/(IV)*100
(I)	(II)	(III)	(IV)	(V)	(VI)	(VII)	(VIII)	(IX)
(A)	Shareholding of Promoter and Promoter Group							
1	Indian							
(a)	Individuals/ Hindu Undivided Family	0	0	0	0.00	0.00		0.00
(b)	Central Government/ State Government(s)							
(c)	Bodies Corporate	0	0	0	0.00	0.00		0.00
(d)	Financial Institutions/ Banks							
(e)	Any Others(Specify)							
(e-i)								
(e-ii)								
	Sub Total(A)(1)	0	0	0	0.00	0.00		0.00
2	Foreign							
a	Individuals (Non-Residents Individuals/ Foreign Individuals)	-	-	-	-	-		
b	Bodies Corporate	1	268,711,323	268,711,323	64.84	63.51		0.00
c	Institutions	-	-	-	-	-		
d	Qualified Foreign Investor	-	-	-	-	-		
e	Any Others(Specify)	-	-	-	-	-		
e-i								
e-ii								
	Sub Total(A)(2)	1	268,711,323	268,711,323	64.84	63.51		0.00



	Total Shareholding of Promoter and Promoter Group (A)= (A)(1)+(A)(2)	1	268,711,323	268,711,323	64.84	63.51		0.00
(B)	Public shareholding							
I	Institutions							
(a)	Mutual Funds/ UTI	78	9,615,827	9,606,649	2.32	2.27		
(b)	Financial Institutions / Banks	54	1,005,875	973,001	0.24	0.24		
(c)	Central Government/ State Government(s)	-	-	-	-	-		
(d)	Venture Capital Funds	-	-	-	-	-		
(e)	Insurance Companies	6	33,183,162	33,183,162	8.01	7.84		
(f)	Foreign Institutional Investors	271	43,962,886	43,955,454	10.61	10.39		
(g)	Foreign Venture Capital Investors	-	-	-	-	-		
(h)	Qualified Foreign Investor	-	-	-	-	-		
(i)	Any Other (specify)	-	-	-	-	-		
(i-i)								
(i-ii)								
	Sub-Total (B)(1)	409	87,767,750	87,718,266	21.18	20.74	N A	N A
B 2	Non-institutions							
(a)	Bodies Corporate	2,152	12,868,280	12,845,182	3.11	3.04		
(b)	Individuals							
I	Individuals -i. Individual shareholders holding nominal share capital up to Rs 1 lakh	167,209	39,446,732	34,578,458	9.52	9.32		
II	ii. Individual shareholders holding nominal share capital in excess of Rs. 1 lakh.	65	2,976,287	2,891,898	0.72	0.70		
(c)	Qualified Foreign Investor	-	-	-	-	-		
(d)	Any Other (specify)							
(d-i)	NDCOs	6	401,116	401,116	0.10	0.09		
(d-ii)	Non-Residents	3,242	2,219,168	1,858,692	0.54	0.52		
	Sub-Total (B)(2)	172,674	57,911,583	52,575,346	13.98	13.69		
(B)	Total Public Shareholding (B)= (B)(1)+(B)(2)	173,083	145,679,333	140,293,612	35.16	34.43	N A	N A
	TOTAL (A)+(B)	173,084	414,390,656	409,004,935	100.00	97.94	N A	N A



(C)	Shares held by Custodians and against which Depository Receipts have been issued							
1	Promoter and Promoter Group	0	0	0	NA	0.00	NA	NA
2	Public	1	8,710,333	8,710,333	NA	2.06	NA	NA
	Sub-Total (C)	1	8,710,333	8,710,333		2.06		
	GRAND TOTAL (A)+(B)+(C)	173,085	423,100,989	417,715,268	NA	100.00	NA	NA



(I)(b) Statement showing holding of securities (including shares, warrants, convertible securities) of persons belonging to the category "Promoter and Promoter Group"

Sr. No.	Name of the shareholder	Details of Shares held		Encumbered shares			Details of warrants		Details of convertible securities		Total shares (including underlying shares assuming full conversion of warrants and convertible securities) as a % of diluted share capital
		Number of shares held	As a % of grand total (A)+(B)+(C)	No.	As a percentage	As a % of grand total (A)+(B)+(C) of sub-clause (I)(a)	Number of warrants held	As a % total number of warrants of the same class	Number of convertible securities held	As a % total number of convertible securities of the same class	
(I)	(II)	(III)	(IV)	(V)	(VI)=(V)/(III)*100	(VII)	(VIII)	(IX)	(X)	(XI)	(XII)
1	Daiichi Sankyo Company, Limited	268,711,323	63.51	N.A.	N.A.	N.A.	N.A.	N.A.	N.A.	N.A.	N.A.
TOTAL		268,711,323	63.51	0	0.00	0.00	0	0	0	0	0



(I)(c)(i) Statement showing holding of securities (including shares, warrants, convertible securities) of persons belonging to the category "Public" and holding more than 1% of the total number of shares

Sr. No.	Name of the shareholder	Number of shares held	Shares as a percentage of total number of shares {i.e., Grand Total (A)+(B)+(C) indicated in Statement at para (I)(a) above}	Details of warrants		Details of convertible securities		Total shares (including underlying shares assuming full conversion of warrants and convertible securities) as a % of diluted share capital
				Number of warrants held	As a % total number of warrants of the same class	Number of convertible securities held	% w.r.t total number of convertible securities of the same class	
1	LIFE INSURANCE CORPORATION OF INDIA	26,105,801	6.17	N.A.	N.A.	N.A.	N.A.	N.A.
2	SKAGEN KON-TIKI VERDIPAPIRFOND	5,310,187	1.26	N.A.	N.A.	N.A.	N.A.	N.A.
TOTAL		31,415,988	7.43	0	0	0	0	0



(I)(c)(ii) Statement showing holding of securities (including shares, warrants, convertible securities) of persons (together with PAC) belonging to the category “Public” and holding more than 5% of the total number of shares of the company

Sr. No.	Name(s) of the shareholder(s) and the Persons Acting in Concert (PAC) with them	Number of shares	Shares as a percentage of total number of shares {i.e., Grand Total (A)+(B)+(C) indicated in Statement at para (I)(a) above}	Details of warrants		Details of convertible securities		Total shares (including underlying shares assuming full conversion of warrants and convertible securities) as a % of diluted share capital
				Number of warrants	As a % total number of warrants of the same class	Number of convertible securities held	% w.r.t total number of convertible securities of the same class	
1	LIFE INSURANCE CORPORATION OF INDIA	26,105,801	6.17	N.A.	N.A.	N.A.	N.A.	N.A.
TOTAL		26,105,801	6.17	0	0	0	0	0



(I)(d) Statement showing details of locked-in shares

Sr. No.	Name of the shareholder	Number of locked-in shares	Locked-in shares as a percentage of total number of shares {i.e., Grand Total (A)+(B)+(C) indicated in Statement at para (I)(a) above}
			0.00
			0.00
			0.00
		N.A.	0.00
			0.00
			0.00
			0.00
			0.00
			0.00
TOTAL		0	0.00



(II)(a) Statement showing details of Depository Receipts (DRs)

Sr. No.	Type of outstanding DR (ADRs, GDRs, SDRs, etc.)	Number of outstanding DRs	Number of shares underlying outstanding DRs	Shares underlying outstanding DRs as a percentage of total number of shares {i.e., Grand Total (A)+(B)+(C) indicated in Statement at para (I)(a) above}
1	GDRs	8,710,333	8,710,333	2.06
	TOTAL	8,710,333	8,710,333	2.06



(II)(b) Statement showing holding of Depository Receipts (DRs), where underlying shares held by "promoter/promoter group" are in excess of 1% of the total number of shares

Sr. No.	Name of the DR Holder	Type of outstanding DR (ADRs, GDRs, SDRs, etc.)	Number of shares underlying outstanding DRs	Shares underlying outstanding DRs as a percentage of total number of shares {i.e., Grand Total (A)+(B)+(C) indicated in Statement at para (I)(a) above}
		N.A.		
TOTAL			0	0.00

