



Introductory sub-table (I)(a)

Name of the Company		RANBAXY LABORATORIES LIMITED	
Scrip Code		NSE - Ranbaxy	BSE - 500359
Name of the Scrip		RANBAXY LABORATORIES LIMITED	
Class of Security		Equity Shares	
Quarter Ended		December 31, 2013	
Partly paid-up shares:-	No. of partly paid-up shares	As a % of total no. of partly paid-up shares	As a % of total no. of shares of the company
Held by promoter/promoter group	0	0.00	0.00
Held by public	0	0.00	0.00
		0.00	0.00
Total	0	0.00	0.00
Outstanding convertible securities:-	No. of outstanding securities	As a % of total no. of outstanding convertible securities	As a % of total no. of shares of the company, assuming full conversion of the convertible securities
Held by promoter/promoter group	0	0.00	0.00
Held by public	0	0.00	0.00
		0.00	0.00
Total	0	0.00	0.00
Warrants:-	No. of warrants	As a % of total no. of warrants	As a % of total no. of shares of the company, assuming full conversion of warrants
Held by promoter/promoter group	0	0.00	0.00
Held by public	0	0.00	0.00
		0.00	0.00
Total	0	0.00	0.00
Total paid-up capital of the company assuming full conversion of warrants and convertible securities	There are no warrants or convertible securities as of date. Therefore the share capital would remain same as present share capital i.e. 423,741,782 equity shares of Rs.5/- each.		




Statement Showing Shareholding Pattern


Table (I)(a)								
Category code	Category of Shareholder	Number of Shareholders	Total number of shares	Number of shares held in dematerialized form	Total shareholding as a percentage of total number of shares		Shares pledged or otherwise encumbered	
					As a percentage of (A+B) ¹	As a percentage of (A+B+C)	Number of Shares	As a percentage (IX)= (VIII)/(IV)*100
(I)	(II)	(III)	(IV)	(V)	(VI)	(VII)	(VIII)	(IX)
(A)	Shareholding of Promoter and Promoter Group							
1	Indian							
(a)	Individuals/ Hindu Undivided Family	0	0	0	0.00	0.00		0.00
(b)	Central Government/ State Government(s)							
(c)	Bodies Corporate	0	0	0	0.00	0.00		0.00
(d)	Financial Institutions/ Banks							
(e)	Any Others(Specify)							
(e-i)								
(e-ii)								
	Sub Total(A)(1)	0	0	0	0.00	0.00		0.00
2	Foreign							
a	Individuals (Non-Residents Individuals/ Foreign Individuals)	-	-	-	-	-		
b	Bodies Corporate	1	268,711,323	268,711,323	64.48	63.41		0.00
c	Institutions	-	-	-	-	-		
d	Qualified Foreign Investor	-	-	-	-	-		
e	Any Others(Specify)	-	-	-	-	-		
e-i								
e-ii								
	Sub Total(A)(2)	1	268,711,323	268,711,323	64.48	63.41		0.00



	Total Shareholding of Promoter and Promoter Group (A)= (A)(1)+(A)(2)	1	268,711,323	268,711,323	64.48	63.41		0.00
(B)	Public shareholding							
1	Institutions							
(a)	Mutual Funds/ UTI	74	4,031,561	4,022,383	0.97	0.95		
(b)	Financial Institutions / Banks	51	1,241,592	1,208,718	0.30	0.29		
(c)	Central Government/ State Government(s)	-	-	-	-	-		
(d)	Venture Capital Funds	-	-	-	-	-		
(e)	Insurance Companies	6	32,071,416	32,071,416	7.70	7.57		
(f)	Foreign Institutional Investors	256	45,494,559	45,487,127	10.92	10.74		
(g)	Foreign Venture Capital Investors	-	-	-	-	-		
(h)	Qualified Foreign Investor	-	-	-	-	-		
(i)	Any Other (specify)	-	-	-	-	-		
(i-i)								
(i-ii)								
	Sub-Total (B)(1)	387	82,839,128	82,789,644	19.88	19.55	N A	N A
B 2	Non-institutions							
(a)	Bodies Corporate	2,019	12,926,792	12,903,796	3.10	3.05		
(b)	Individuals							
I	Individuals -i. Individual shareholders holding nominal share capital up to Rs 1 lakh	160,039	45,389,372	40,654,326	10.89	10.71		
II	ii. Individual shareholders holding nominal share capital in excess of Rs. 1 lakh.	72	3,384,882	3,300,493	0.81	0.80		
(c)	Qualified Foreign Investor	-	-	-	-	-		
(d)	Any Other (specify)							
(d-i)	NDCOs	8	1,315,115	1,315,115	0.32	0.31		
(d-ii)	Non-Residents	3,192	2,146,671	1,790,240	0.52	0.51		
	Sub-Total (B)(2)	165,330	65,162,832	59,963,970	15.64	15.38		
(B)	Total Public Shareholding (B)= (B)(1)+(B)(2)	165,717	148,001,960	142,753,614	35.52	34.93	N A	N A
	TOTAL (A)+(B)	165,718	416,713,283	411,464,937	100.00	98.34	N A	N A




(C)	Shares held by Custodians and against which Depository Receipts have been issued							
1	Promoter and Promoter Group	0	0	0	N A	0.00	N A	N A
2	Public	1	7,028,499	7,028,499	N A	1.66	N A	N A
	Sub-Total (C)	1	7,028,499	7,028,499		1.66		
	GRAND TOTAL (A)+(B)+(C)	165,719	423,741,782	418,493,436	N A	100.00	N A	N A




(I)(b) Statement showing holding of securities (including shares, warrants, convertible securities) of persons belonging to the category "Promoter and Promoter Group"

Sr. No.	Name of the shareholder	Details of Shares held		Encumbered shares			Details of warrants		Details of convertible securities		Total shares (including underlying shares assuming full conversion of warrants and convertible securities) as a % of diluted share capital
		Number of shares held	As a % of grand total (A)+(B)+(C)	No.	As a percentage	As a % of grand total (A)+(B)+(C) of sub-clause (I)(a)	Number of warrants held	As a % total number of warrants of the same class	Number of convertible securities held	As a % total number of convertible securities of the same class	
(I)	(II)	(III)	(IV)	(V)	(VI)=(V)/(III)*100	(VII)	(VIII)	(IX)	(X)	(XI)	(XII)
1	Daiichi Sankyo Company, Limited	268,711,323	63.41	N.A.	N.A.	N.A.	N.A.	N.A.	N.A.	N.A.	N.A.
TOTAL		268,711,323	63.41	0	0.00	0.00	0	0	0	0	0




(I)(c)(i) Statement showing holding of securities (including shares, warrants, convertible securities) of persons belonging to the category "Public" and holding more than 1% of the total number of shares

Sr. No.	Name of the shareholder	Number of shares held	Shares as a percentage of total number of shares {i.e., Grand Total (A)+(B)+(C) indicated in Statement at para (I)(a) above}	Details of warrants		Details of convertible securities		Total shares (including underlying shares assuming full conversion of warrants and convertible securities) as a % of diluted share capital
				Number of warrants held	As a % total number of warrants of the same class	Number of convertible securities held	% w.r.t total number of convertible securities of the same class	
1	LIFE INSURANCE CORPORATION OF INDIA	25,543,094	6.03	N.A.	N.A.	N.A.	N.A.	N.A.
2	SILVERSTREET DEVELOPERS LLP	5,967,542	1.41	N.A.	N.A.	N.A.	N.A.	N.A.
3	SKAGEN KON-TIKI VERDIPAPIRFOND	5,122,307	1.21	N.A.	N.A.	N.A.	N.A.	N.A.
TOTAL		36,632,943	8.65	0	0	0	0	0




(I)(c)(ii) Statement showing holding of securities (including shares, warrants, convertible securities) of persons (together with PAC) belonging to the category "Public" and holding more than 5% of the total number of shares of the company

Sr. No.	Name(s) of the shareholder(s) and the Persons Acting in Concert (PAC) with them	Number of shares	Shares as a percentage of total number of shares {i.e., Grand Total (A)+(B)+(C) indicated in Statement at para (I)(a) above}	Details of warrants		Details of convertible securities		Total shares (including underlying shares assuming full conversion of warrants and convertible securities) as a % of diluted share capital
				Number of warrants	As a % total number of warrants of the same class	Number of convertible securities held	% w.r.t total number of convertible securities of the same class	
1	LIFE INSURANCE CORPORATION OF INDIA	25,543,094	6.03	N.A.	N.A.	N.A.	N.A.	N.A.
TOTAL		25,543,094	6.03	0	0	0	0	0



(I)(d) Statement showing details of locked-in shares

Sr. No.	Name of the shareholder	Number of locked-in shares	Locked-in shares as a percentage of total number of shares {i.e., Grand Total (A)+(B)+(C) indicated in Statement at para (I)(a) above}
			0.00
			0.00
			0.00
		N.A.	0.00
			0.00
			0.00
			0.00
			0.00
TOTAL		0	0.00



(II)(a) Statement showing details of Depository Receipts (DRs)

Sr. No.	Type of outstanding DR (ADRs, GDRs, SDRs, etc.)	Number of outstanding DRs	Number of shares underlying outstanding DRs	Shares underlying outstanding DRs as a percentage of total number of shares {i.e., Grand Total (A)+(B)+(C) indicated in Statement at para (I)(a) above}
1	GDRs	7,028,499	7,028,499	1.66
	TOTAL	7,028,499	7,028,499	1.66

